

# PREMIUM SPLASHBACK BENCH 610mm DEEP



This 610 mm splashback range is modular to the Brayco 610 mm deep sinks, benches and cabinets.

## 610 SERIES PREMIUM SPLASHBACK BENCH

### Overall Dimensions:

1600 (w) x 610 (d) x 1050 mm (h)

**Splashback Height:** 150 mm

### Loading Capacity:

Top: 260 kg, Undershelf: 100 kg

### Shipping Dimensions:

1650 (w) x 655 (d) x 245 mm (h)

**Shipping Weight:** 34.6 kg

### Material:

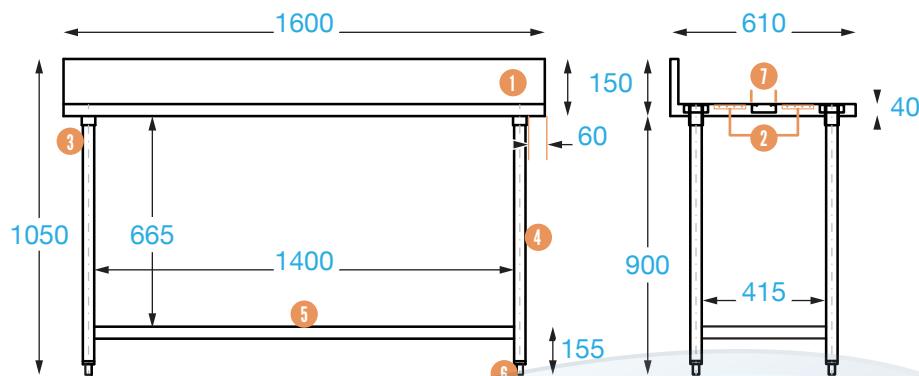
Top: 1.2 mm 304 stainless steel

Shelf: 430 grade stainless steel

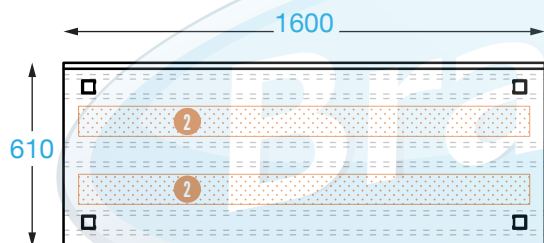
Legs: 201 grade stainless steel

FRONT


SIDE



TOP



**PRODUCT CODE:** P1600

 Brayco Stainless Steel is made from 95% recycled materials



### FEATURES AND BENEFITS

- Fixed Undershelf.
- High Grade Stainless Steel.
- Supplied Flat Pack: Simple assembly required.
- Construction: Our units are fully stainless steel with square legs & fixed undershelf. STRONG.
- Built quiet: Bench top underside is lined with a polymer layer to reduce noise.
- Strong: Extra support bar under bench top for added strength.
- Adjustable Feet: Supplied attached to leg.


### COMPONENTS

- |   |                      |                             |
|---|----------------------|-----------------------------|
| 1 | Splashback           | 150 mm (high), 20 mm (deep) |
| 2 | Noise dampening pads | Reduces noise               |
| 3 | Welded sockets       | 2 mm                        |
| 4 | Stainless legs       | 40 x 40 mm                  |
| 5 | Undershelf           | 1.2 mm stainless steel      |
| 6 | Adjustable feet      | Adjustable up to 20 mm      |
| 7 | Support bar          |                             |

### ADDITIONAL ITEMS

- **Splashback Extension:** Convert your bench to a corner unit. 
- **Lockable Drawers:** Add a unit with 1 or 2 lockable drawers. 

 All premium benches are compliant with all applicable Australian health department regulations.

 It is important that your stainless steel is kept clean to extend the lifetime of the product.



Brisbane • Sydney • Melbourne • Hobart • Adelaide • Perth • Auckland  
For more info please contact your nearest Brayco Branch 1300 272 926 | brayco.com.au