

INSET HAND BASIN



INSET HAND BASIN

Overall Dimensions:
340 (w) x 290 (d) x 200 mm (h)

Bowl Size:
300 (w) x 250 (d) x 200 mm (h)


Capacity: 15 L

Shipping Dimensions:
340 (w) x 290 (d) x 200mm (h)

Shipping Weight: 2.5kg

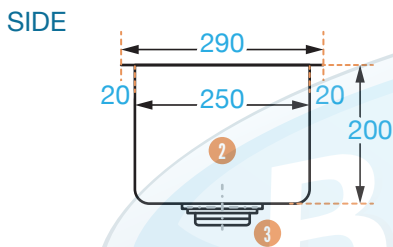
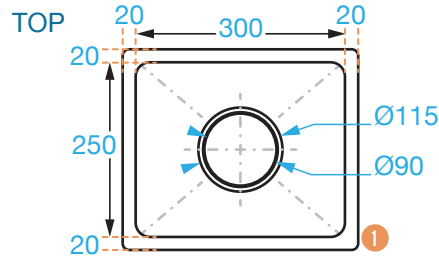
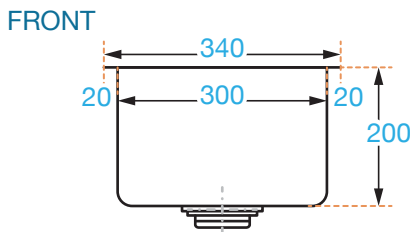
Material: 1 mm food-grade 304 stainless steel.

PRODUCT CODE: INS3025

 Brayco Stainless Steel is made from 95% recycled materials

FEATURES AND BENEFITS

- Fully Stainless Steel: Food grade 304 stainless steel. STRONG.
- Construction: Fully welded for strength and superior durability.
- 20 mm lip: Suitable for top-mount.
- Sink Drainer Included.




COMPONENTS

- 1 Lip
- 2 Fully welded bowls
- 3 Waste Outlet

DIMENSIONS

- 20 mm
- 15 ltr capacity
- 90 mm (diameter)

 It is important that your stainless steel is kept clean to extend the lifetime of the product.



Brisbane • Sydney • Melbourne • Hobart • Adelaide • Perth • Auckland
For more info please contact your nearest Brayco Branch 1300 272 926 | brayco.com.au

Whilst all care has been taken when compiling this information, designs & dimensions shown are indicative only and should not be relied upon without prior approval. Brayco reserves the right to make changes without notice.