


COFFEE CART 700mm DEEP

 This 700 mm cabinet range is modular to the Brayco 700 mm deep sinks and splashbacks.



700 SERIES COFFEE CART

Overall Dimensions:

1600 (w) x 700 (d) x 900 mm (h)

Shipping Dimensions:

1600 (w) x 700 (d) x 900 mm (h)

Shipping Weight: 91 kg


Material:

Top: 1 mm 304 grade stainless steel


Door / Side / Internal:

0.8 mm 430 grade stainless steel


PRODUCT CODE: COFFEECART

 Brayco Stainless Steel is made from 95% recycled materials

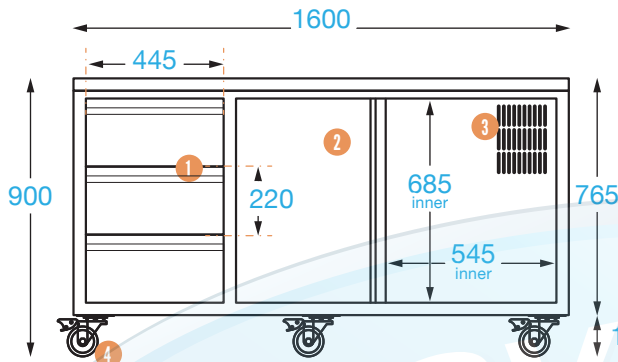
FEATURES AND BENEFITS

- High Grade Stainless Steel.
 - Castors or Feet:
Choose from adjustable feet or lockable castors.
- 
- **Construction:** Our units are fully stainless steel. Very sturdy.
 - **Doors:** Single hinged door.
 - **3 Drawers:** Deep drawers that can hold everything you need.
 - **Solid Drawer Runners:** Drawers are mounted on strong solid runners.
 - **Rear Vents:** Designed to release heat from the fridge's cooling unit.
 - **Supplied Fully Assembled:** Simply attach feet/castors. No extra cost.

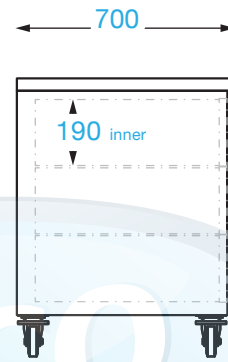
ADDITIONAL ITEMS

- **Splashback Extension:**
Fix to the back and/or side of your cabinet.
 - **Overshelves:**
2 tier overshelves sit on top of bench.
- 

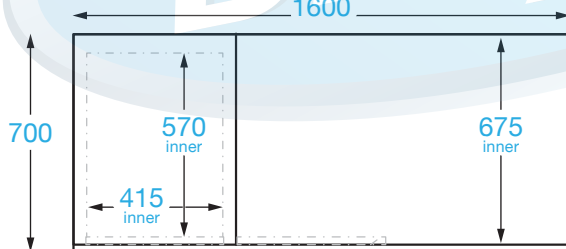
FRONT







SIDE



TOP



COMPONENTS

- | | |
|--|----------------------------------|
|  Drawers | 3 (Internal: 415 x 570 x 190 mm) |
|  Door | Single door |
|  Fridge ventilation | Rear ventilation |
|  Castors | 4 x lockable castors |
| Adjustable feet | up to 55 mm |



It is important that your stainless steel is kept clean to extend the lifetime of the product.



Brisbane • Sydney • Melbourne • Hobart • Adelaide • Perth • Auckland

For more info please contact your nearest Brayco Branch 1300 272 926 | brayco.com.au