

3 DRAWER CABINET 610mm DEEP



610 SERIES DRAWER CABINET

Overall Dimensions:

2000 (w) x 610 (d) x 900 mm (h)

Shipping Dimensions:

2000 (w) x 610 (d) x 900 mm (h)

Shipping Weight: 111.34 kg


Material:

Top:

1 mm 304 grade stainless steel

Door / Side / Internal:


0.8 mm 430 grade stainless steel

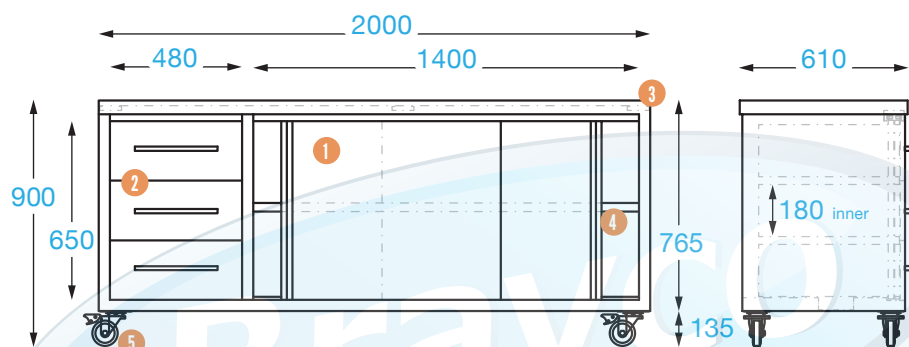
 This 610 mm cabinet range is modular to the Brayco 610 mm deep sinks, splashbacks and benches.

FRONT

SIDE

PRODUCT CODE: CAB20003D

 Brayco Stainless Steel is made from 95% recycled materials



FEATURES AND BENEFITS

- High Grade Stainless Steel.

- Castors or Feet:

Choose from adjustable feet or lockable castors.



- **Extra Strong:** Legs and castors are attached by a thick steel plate with 4 bolts. Incredibly sturdy.

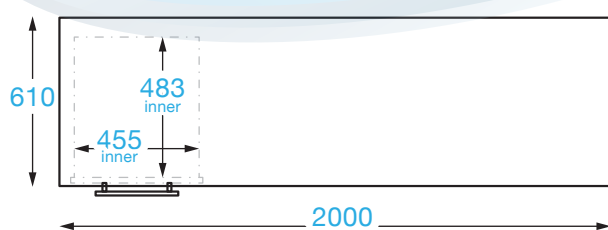
- **Sliding Doors:** 2 sliding doors offer plenty of storage.

- **3 Drawers:** Deep drawers with solid runners. Strong.

- **Internal Shelf:** Height adjustable.

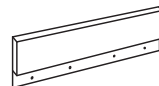
- **Supplied Fully Assembled:** Simply attach feet/castors. No extra cost.

TOP




ADDITIONAL ITEMS

- **Splashback Extension:** Fix to the back and/or side of your cabinet.




- **Overshelves:** 2 tier overshelves sit on top of bench.



COMPONENTS

- | | | |
|---|-----------------|--|
| 1 | Sliding doors | Top mounted ball-bearing stainless. |
| 2 | Drawer | Solid runners - STRONG |
| 3 | Working Surface | Double skinned solid core construction |
| 4 | Inner shelf | 0.8 mm (height adjustable) |
| 5 | Adjustable feet | Adjustable up to 55 mm |
| | Castors | 4 x lockable castors |

 It is important that your stainless steel is kept clean to extend the lifetime of the product.



Brisbane • Sydney • Melbourne • Hobart • Adelaide • Perth • Auckland

For more info please contact your nearest Brayco Branch 1300 272 926 | brayco.com.au