

CABINET 700mm DEEP



This 700 mm cabinet range is modular to the Brayco 700 mm deep sinks and splashbacks.

700 SERIES CABINET

Overall Dimensions:

1800 (w) x 700 (d) x 900 mm (h)

Shipping Dimensions:

1800 (w) x 700 (d) x 900 mm (h)

Shipping Weight: 88.7 kg

Material:


Top:

1 mm 304 grade stainless steel

Door / Side / Internal:

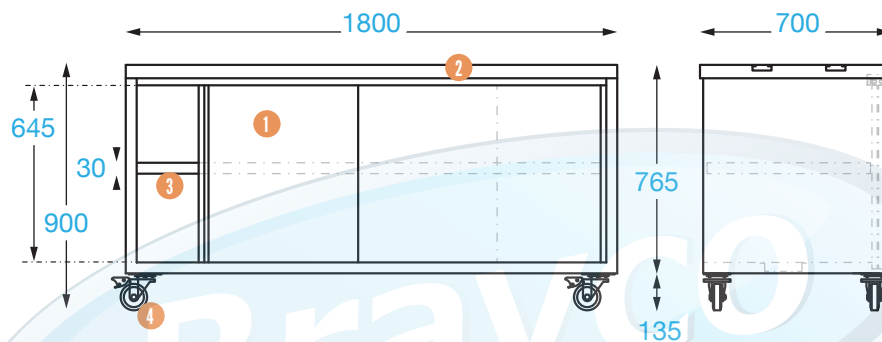
0.8 mm 430 grade stainless steel

PRODUCT CODE: CAB18070

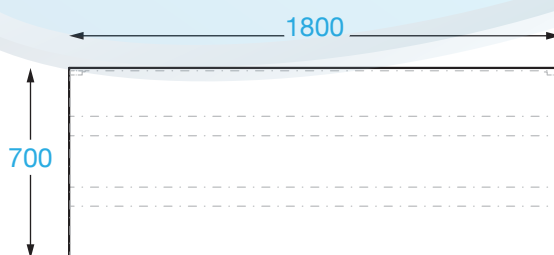
 Brayco Stainless Steel is made from 95% recycled materials

FRONT

SIDE





TOP



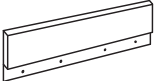
FEATURES AND BENEFITS


- High Grade Stainless Steel.
- Castors or Feet: Choose from adjustable feet or lockable castors.



- Extra Strong: Legs and castors are attached by a thick steel plate with 4 bolts. Incredibly sturdy.
- Sliding Doors: 2 sliding doors offer plenty of storage.
- Internal Shelf: Height adjustable.
- Supplied Fully Assembled: Simply attach feet/castors. No extra cost.

ADDITIONAL ITEMS


- Splashback Extension: Fix to the back and/or side of your cabinet.


- Overshelves: 2 tier overshelves sit on top of bench.



COMPONENTS

- | | | |
|---|----------------------------|--|
| ① | Sliding doors | Top mounted ball-bearing stainless runners |
| ② | Working Surface | 304 grade stainless steel |
| ③ | Inner shelf | 0.8 mm (height adjustable) |
| ④ | Adjustable feet
Castors | Adjustable up to 55 mm
4 x lockable castors |

 It is important that your stainless steel is kept clean to extend the lifetime of the product.



Brisbane • Sydney • Melbourne • Hobart • Adelaide • Perth • Auckland
For more info please contact your nearest Brayco Branch 1300 272 926 | brayco.com.au

Whilst all care has been taken when compiling this information, designs & dimensions shown are indicative only and should not be relied upon without prior approval. Brayco reserves the right to make changes without notice.