

# 3 DRAWER CABINET 610mm DEEP



## 610 SERIES DRAWER CABINET

**Overall Dimensions:**

1800 (w) x 610 (d) x 900 mm (h)

**Shipping Dimensions:**

1800 (w) x 610 (d) x 900 mm (h)

**Shipping Weight:** 93.8 kg

**Material:**

Top:

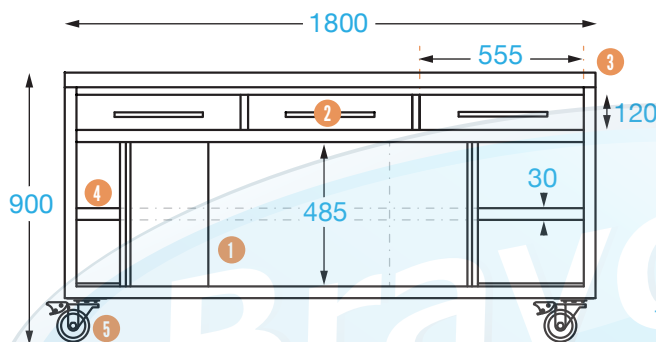
1 mm 304 grade stainless steel

Door / Side / Internal:

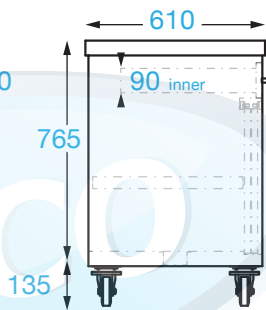
0.8 mm 430 grade stainless steel

This 610 mm cabinet range is modular to the Brayco 610 mm deep sinks, splashbacks and benches.

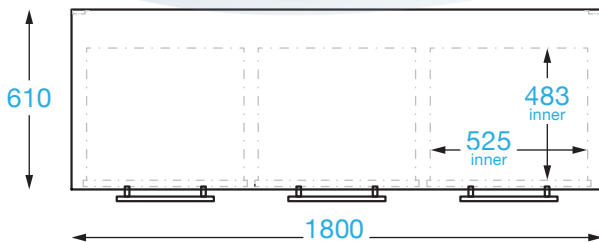
**FRONT**



**SIDE**



**TOP**



**COMPONENTS**

- 1 Sliding doors Top mounted ball-bearing stainless.
- 2 Drawer Solid runners - STRONG
- 3 Working Surface 304 grade stainless steel
- 4 Inner shelf 0.8 mm (height adjustable)
- 5 Adjustable feet Adjustable up to 55 mm
- Castors 4 x lockable castors

! It is important that your stainless steel is kept clean to extend the lifetime of the product.

**PRODUCT CODE:** CAB1800

Brayco Stainless Steel is made from 95% recycled materials

**FEATURES AND BENEFITS**

- High Grade Stainless Steel.
- Castors or Feet: Choose from adjustable feet or lockable castors.
- Extra Strong: Legs and castors are attached by a thick steel plate with 4 bolts. Incredibly sturdy.
- Sliding Doors: 2 sliding doors offer plenty of storage.
- 3 Drawers: Deep drawers with solid runners. Strong.
- Internal Shelf: Height adjustable.
- Supplied Fully Assembled: Simply attach feet/castors. No extra cost.

**ADDITIONAL ITEMS**

- Splashback Extension: Fix to the back and/or side of your cabinet.

- Overshelves: 2 tier overshelves sit on top of bench.



Brisbane • Sydney • Melbourne • Hobart • Adelaide • Perth • Auckland

For more info please contact your nearest Brayco Branch 1300 272 926 | [brayco.com.au](http://brayco.com.au)

Whilst all care has been taken when compiling this information, designs & dimensions shown are indicative only and should not be relied upon without prior approval. Brayco reserves the right to make changes without notice.