

# CABINET 700mm DEEP



## 700 SERIES CABINET

### Overall Dimensions:

1200 (w) x 700 (d) x 900 mm (h)

### Shipping Dimensions:

1200 (w) x 700 (d) x 900 mm (h)

**Shipping Weight:** 65.9 kg


### Material:

Top:


1 mm 304 grade stainless steel

Door / Side / Internal:

0.8 mm 430 grade stainless steel

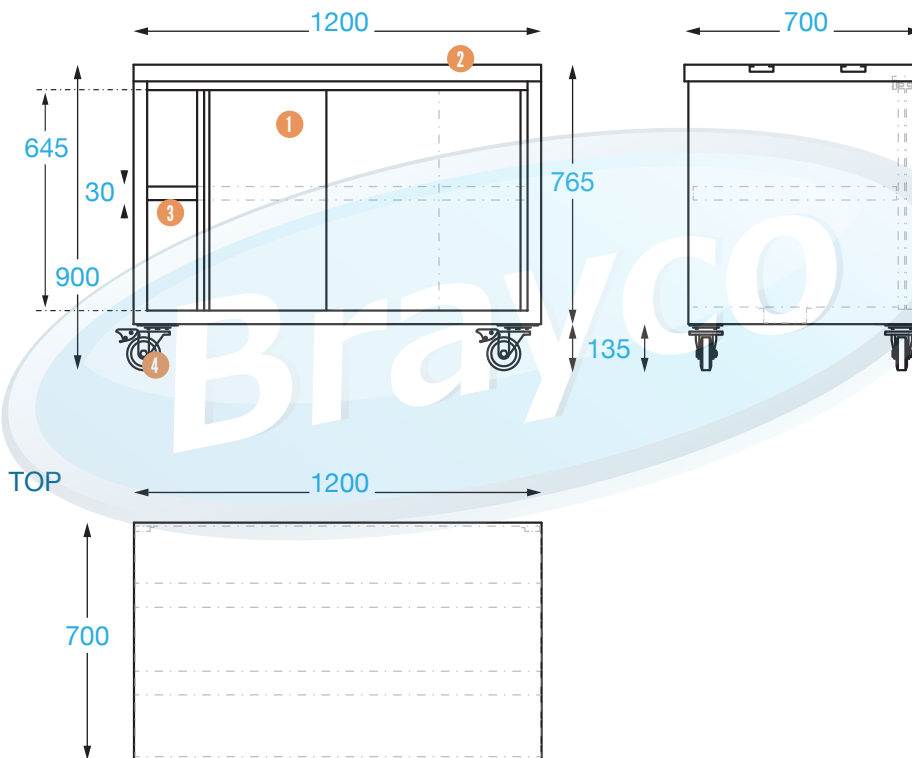
 This 700 mm cabinet range is modular to the Brayco 700 mm deep sinks and splashbacks.

**PRODUCT CODE:** CAB12070



 Brayco Stainless Steel is made from 95% recycled materials

FRONT

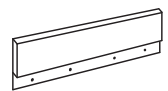

SIDE



### FEATURES AND BENEFITS


- High Grade Stainless Steel.
- Castors or Feet: Choose from adjustable feet or lockable castors.
 

- Extra Strong: Legs and castors are attached by a thick steel plate with 4 bolts. Incredibly sturdy.
- Sliding Doors: 2 sliding doors offer plenty of storage.
- Internal Shelf: Height adjustable.
- Supplied Fully Assembled: Simply attach feet/castors. No extra cost.

### ADDITIONAL ITEMS

- **Splashback Extension:** Fix to the back and/or side of your cabinet.
 
- **Overshelves:** 2 tier overshelves sit on top of bench.
 

### COMPONENTS

- |          |                            |  |
|----------|----------------------------|--|
| <b>1</b> | Sliding doors              | Top mounted ball-bearing stainless runners     |
| <b>2</b> | Working Surface            | Double skinned solid core construction         |
| <b>3</b> | Inner shelf                | 0.8 mm (height adjustable)                     |
| <b>4</b> | Adjustable feet<br>Castors | Adjustable up to 55 mm<br>4 x lockable castors |

 It is important that your stainless steel is kept clean to extend the lifetime of the product.



Brisbane • Sydney • Melbourne • Hobart • Adelaide • Perth • Auckland  
For more info please contact your nearest Brayco Branch 1300 272 926 | [brayco.com.au](http://brayco.com.au)