

# FOLDING BENCH



## 610 SERIES FOLDING BENCH

### Overall Dimensions:

1524 (w) x 610 (d) x 900 mm (h)

**Loading Capacity:** 150 kg

### Shipping Dimensions:

1550 (w) x 740 (d) x 15 mm (h)

**Shipping Weight:** 25 kg

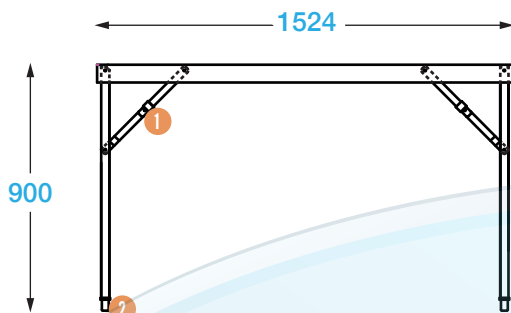
### Material:

Top: 1.2 mm 304 Grade Stainless Steel

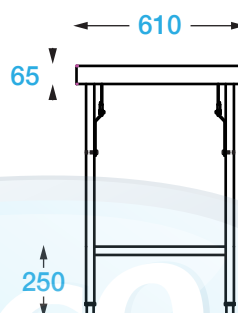
Legs: 304 Grade Stainless Steel

**PRODUCT CODE:** 2460FOLD

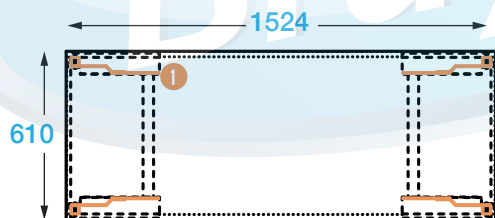
FRONT




SIDE



TOP



 Brayco Stainless Steel is made from 95% recycled materials

## FEATURES AND BENEFITS

- High Grade Stainless Steel.
- Supplied Fully Assembled.
- Construction: Our units are fully stainless steel with square legs.
- Adjustable Feet.

## COMPONENTS

- 1 Folding legs  
Easy lock and release catch
- 2 Adjustable feet  
Adjustable up to 14 mm



Brisbane • Sydney • Melbourne • Hobart • Adelaide • Perth • Auckland  
For more info please contact your nearest Brayco Branch 1300 272 926 | [brayco.com.au](http://brayco.com.au)

Whilst all care has been taken when compiling this information, designs & dimensions shown are indicative only and should not be relied upon without prior approval.  
Brayco reserves the right to make changes without notice.